



**MY
PASS[®]**

MyPass Global

Release Notes

RELEASE: 3.213

DATE: 3 April 2024



Table of Contents

| | |
|---|----------|
| Enhancement | 3 |
| Character limit put on Resource Request and Project Role name | 3 |
| Bug Fixes | 4 |
| Assets and Roles sorted A-Z on Overview screen (Dashboard) | 4 |
| Contract owner able to confirm for role without Role Manager assigned | 5 |
| Bulk invitation process | 5 |
| Superseded Attainment view in Industry Portal updated | 6 |

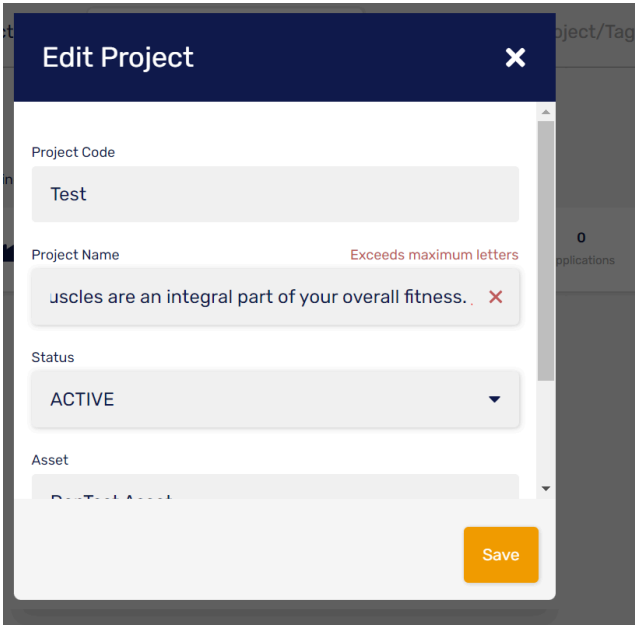
Enhancement

Character limit put on Resource Request and Project Role name

The ability to input Resource Request and Project Role name without limit to characters was causing issues for some clients with integration into their systems.

This has been resolved by limiting the characters that will be accepted for both Resource Requests and Project Role names to 255.

Below: User is not allowed to save when 255 character limit is exceeded



The screenshot shows a modal window titled "Edit Project" with a close button (X) in the top right corner. The form contains the following fields:

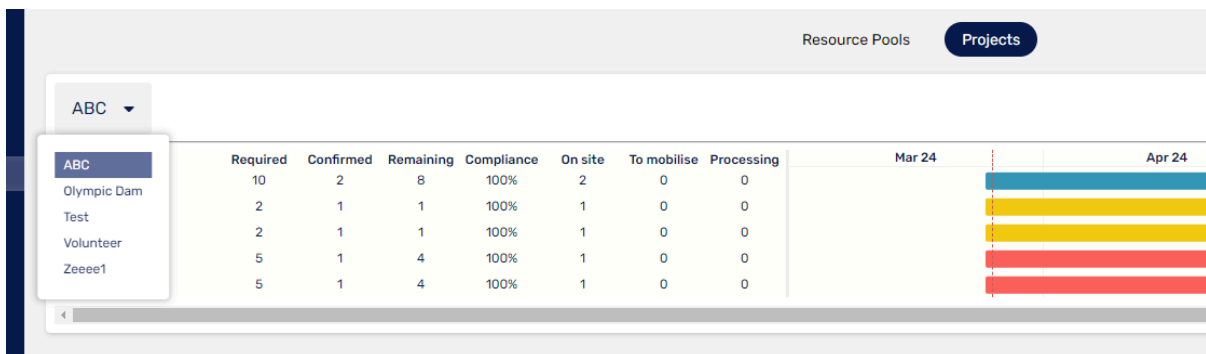
- Project Code:** A text input field containing the word "Test".
- Project Name:** A text input field containing the text "Muscles are an integral part of your overall fitness.". A red error message "Exceeds maximum letters" is displayed above the field, and a red 'X' icon is visible at the end of the text.
- Status:** A dropdown menu currently set to "ACTIVE".
- Asset:** A dropdown menu with the text "Test Asset" partially visible.

An orange "Save" button is located at the bottom right of the form. The background of the application is dimmed, showing a sidebar with a "Project/Tag" section and a "0 Applications" indicator.

Bug Fixes

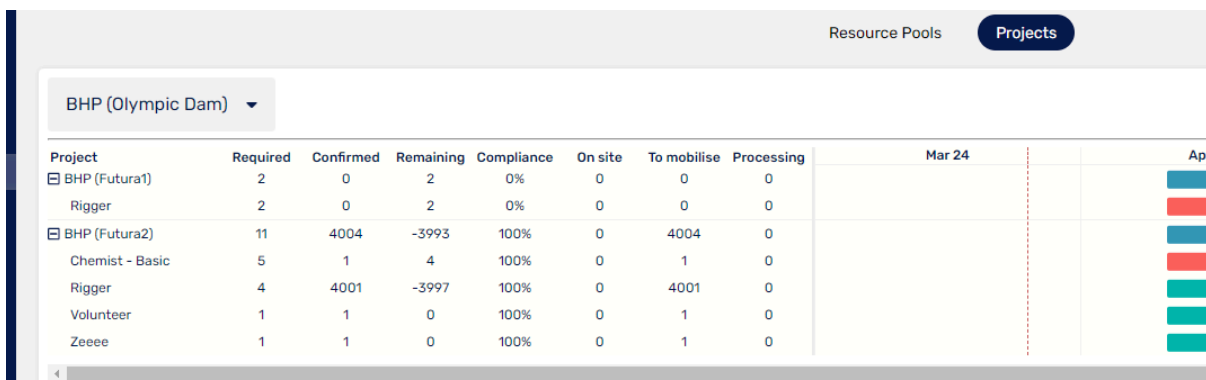
Assets and Roles sorted A-Z on Overview screen (Dashboard)

On the Portal Overview screen, when a user was selecting an Asset in the project dropdown, this list was not in alphabetical order. If this list contained multiple assets it made the search for the required Asset time consuming. This list now displays Assets from A-Z.



| | Required | Confirmed | Remaining | Compliance | On site | To mobilise | Processing | Mar 24 | Apr 24 |
|-------------|----------|-----------|-----------|------------|---------|-------------|------------|--------|--------|
| ABC | 10 | 2 | 8 | 100% | 2 | 0 | 0 | | |
| Olympic Dam | 2 | 1 | 1 | 100% | 1 | 0 | 0 | | |
| Test | 2 | 1 | 1 | 100% | 1 | 0 | 0 | | |
| Volunteer | 5 | 1 | 4 | 100% | 1 | 0 | 0 | | |
| Zeeee1 | 5 | 1 | 4 | 100% | 1 | 0 | 0 | | |

This was also the case for Project roles within the Project. Project roles and resource requests are now listed in Alphabetical order on the Overview screen.



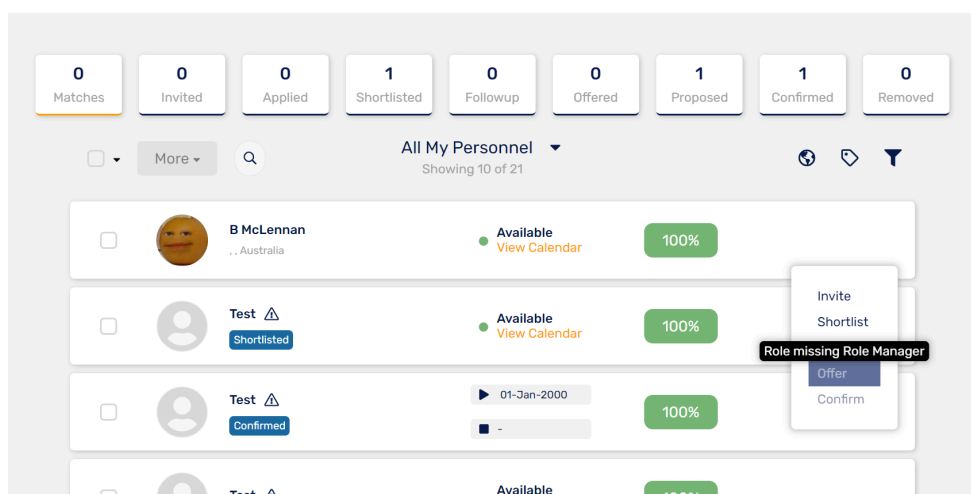
| Project | Required | Confirmed | Remaining | Compliance | On site | To mobilise | Processing | Mar 24 | Apr |
|-----------------|----------|-----------|-----------|------------|---------|-------------|------------|--------|-----|
| BHP (Futura1) | 2 | 0 | 2 | 0% | 0 | 0 | 0 | | |
| Rigger | 2 | 0 | 2 | 0% | 0 | 0 | 0 | | |
| BHP (Futura2) | 11 | 4004 | -3993 | 100% | 0 | 4004 | 0 | | |
| Chemist - Basic | 5 | 1 | 4 | 100% | 0 | 1 | 0 | | |
| Rigger | 4 | 4001 | -3997 | 100% | 0 | 4001 | 0 | | |
| Volunteer | 1 | 1 | 0 | 100% | 0 | 1 | 0 | | |
| Zeeee | 1 | 1 | 0 | 100% | 0 | 1 | 0 | | |

Contract owner able to confirm for role without Role Manager assigned

The Role Manager feature gives users the ability to assign a Role Manager to a Project role from a selected user group. The intention of this feature is to limit the ability to confirm Personnel to select users.

If the role is created by a Supplier then the Role Manager cannot be assigned, and any user with appropriate project permissions can confirm the Personnel to the role.

This has now been updated so that when a role is created and a Role Manager is missing, the Confirm option is disabled. Any user attempting to confirm Personnel to a role without a Role Manager they will be unable to do so and the message displayed to the user will be 'Role missing Role Manager'.



Please contact support@mypassglobal.com or your account manager if the Role Manager is of interest to you.

Bulk invitation process

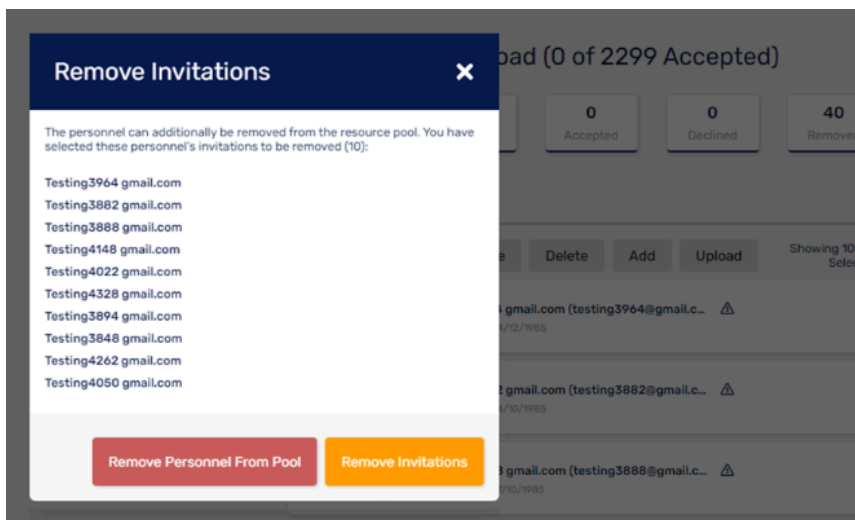
The Invite Personnel page was timing out and showing an error message when a user was attempting to send invitations to Personnel in bulk (100-400 records).

When attempting to invite a large number of Personnel to MyPass, an error message would appear should the number of Personnel exceed a certain threshold.

This has now been resolved with additional improvements to Bulk Invite functionality. These include;

- The ability to search for Personnel by name or email within the invitation batch
- The user can select all Personnel in the list, or select only those visible on the screen to perform bulk actions
- The user can unselect Personnel in the list, to exclude from bulk actions

- The user is presented with a list of all visible selected personnel and total count of selected Personnel to confirm bulk actions.



Superseded Attainment view in Industry Portal updated

When Personnel have multiple attainments uploaded against a medical type certificate, the attainment with the latest issue date and/or longest expiry date was not clearly highlighted to the user.

Attainments with the latest issue date and/or longest expiry date will display a green ribbon icon next to the verification details. Superseded attainments with an issue date in the past and future expiry date will display an archived clock icon.

